



IBM Systems - iSeries
Systems Management
Maximum capacities

Version 5 Release 4





IBM Systems - iSeries
Systems Management
Maximum capacities

Version 5 Release 4

Note

Before using this information and the product it supports, read the information in “Notices,” on page 15.

Third Edition (February 2006)

This edition applies to version 5, release 4, modification 0 of IBM i5/OS® (product number 5722-SS1) and to all subsequent releases and modifications until otherwise indicated in new editions. This version does not run on all reduced instruction set computer (RISC) models nor does it run on CICS® models.

© Copyright International Business Machines Corporation 2003, 2006. All rights reserved.

US Government Users Restricted Rights – Use, duplication or disclosure restricted by GSA ADP Schedule Contract with IBM Corp.

Contents

Maximum capacities	1
What's new for V5R4	1
Printable PDF	1
Cluster limits	2
Communications limits	3
Database and SQL limits	6
File system limits	6
Journal limits	7
Save and restore limits	8
Security limits	8

Work management limits	9
Miscellaneous limits	10
Related information for Maximum capacities	12

Appendix. Notices 15

Trademarks	17
Terms and conditions for downloading and printing information	17

Maximum capacities

If you exceed system limitations you can experience an application outage or a system outage. Avoid these types of outages by being aware of the maximum capacities and system limitations in advance.

| Even though system limitations can be difficult to predict, this topic can help you understand your system's maximum capacity. The tables in this topic itemize some of the capacity limitations and restrictions that can affect the availability of large systems and their applications. For example, an online application halts when the size of a file or the number of its members reaches the size limitation. These tables list the limits or maximum values for V5R4. Some of these maximum values are different (lower) on prior releases. Also, there are environments or configurations where the actual limit may be less than the stated maximum. For example, certain high-level languages can have more restrictive limits. These limits can range from a certain number of objects to memory limitations. Memory limitations are measured in megabytes, gigabytes, and terabytes.

| **Note:** The values listed in this topic represent theoretical limits, not thresholds or recommendations. Approaching some of these limits may be unreasonable and can degrade performance. Therefore, practical limits may be lower, depending on system size, configuration, and application environment.

What's new for V5R4

This topic highlights the changes made to this topic collection for V5R4.



i5/OS™ Maximum Capacities provides users and administrators with system limits for many i5/OS functions. The purpose of this information is to aid in planning and managing how system limits can affect you system operations.

Updated system limits

For V5R4 of the i5/OS Maximum Capacities has been updated to reflect new system limits for several i5/OS functions.

How to see what's new or changed

To help you see where technical changes have been made, this information uses:

- The  image to mark where new or changed information begins.
- The  image to mark where new or changed information ends.

To find other information about what's new or changed this release, see the Memo to users.

Printable PDF

Use this to view and print a PDF of this information.

To view or download the PDF version of this document, select Maximum Capacities (about 256 KB).


Saving PDF files

To save a PDF on your workstation for viewing or printing:

1. Right-click the PDF in your browser (right-click the link above).
2. Click the option that saves the PDF locally.

3. Navigate to the directory in which you want to save the PDF.
4. Click **Save**.

Downloading Adobe Reader

- You need Adobe Reader installed on your system to view or print these PDFs. You can download a free copy from the Adobe Web site (www.adobe.com/products/acrobat/readstep.html) .

Cluster limits

This topic provides system limits for clusters which include cluster software limits, OptiConnect limits, HSL OptiConnect loop limits, and SPD OptiConnect limits.

Table 1. Cluster software limits

Cluster software limits	Value
Maximum number of nodes in a cluster	128
Maximum number of nodes in a recovery domain in a cluster resource group	128
Maximum number of clusters that a node may be a member of	1
Maximum number of IP addresses per cluster node	2
Maximum number of data port IP addresses per recovery domain node	4
Maximum number of site names per device cluster resource group	2
Maximum number of configuration objects per cluster resource group	256
Maximum number of application restarts	3
Maximum number of nodes which can be configured in a cluster via the iSeries™ Navigator Simple Cluster Management interface	4

Table 2. OptiConnect (Option 23 of i5/OS) limits

OptiConnect limits	Value
Maximum number of systems that can be connected using OptiConnect	64
Maximum number of logical connection paths that can be established between two systems using OptiConnect ¹	16
Maximum number of OptiConnect open connections between any two systems using OptiConnect ²	16 382
Maximum total number of active jobs on a system that can use OptiConnect ²	262 135
Maximum number of TCP/IP subnets per system that can be configured to use OptiConnect ³	8

Table 2. OptiConnect (Option 23 of i5/OS) limits (continued)

OptiConnect limits	Value
Notes[®]:	
<ol style="list-style-type: none"> Only 2 of the 16 logical connection paths can be using SPD Bus adapters (others must be HSL). An OptiConnect open connection is an active communications link between a job or task on one system and a job or task on another system. Using the WRKOPCACT command, you can determine the number of current open connections by adding the 'Users' count under the 'Client Statistics View' to the 'Agents' count under the 'Server Statistics View'. With this command, you can view the jobs and tasks associated with individual OptiConnect open connections by selecting F14 (Jobs and Tasks). The following count as TCP/IP subnets: <ul style="list-style-type: none"> Each OptiConnect TCP/IP interface with no associated local interface (ADDTCPIFC keyword LCLIFC(*NONE)) Each unique interface associated with an OptiConnect TCP/IP interface 	

Table 3. HSL OptiConnect Loop limits


HSL OptiConnect Loop limits	Value
Maximum number of HSL OptiConnect Loops on a system	See IBM [®] eServer i5 and iSeries System Handbook.  2
Maximum number of systems that can be connected on a single HSL OptiConnect Loop ¹	3
Maximum number of I/O towers and IXA cards on a single HSL OptiConnect Loop ¹	4
Maximum HSL cable length	250 meters (optical), 15 meters (copper)
Note:	
<ol style="list-style-type: none"> If more than two systems are on an HSL OptiConnect Loop, then no I/O towers or IXA cards are allowed on the same loop. You can also review the High Availability and Clusters web site for more information about designing a high availability solution. 	

Table 4. SPD OptiConnect limits. Use this table to learn about SPD OptiConnect system limits.

SPD OptiConnect limits	Value
Maximum number of systems per hub	14
Maximum SPD cable length	500 meters (1063 Mbps) or 2 kilometers (266 Mbps)

Communications limits

This topic provides system limits for general communications configuration limits, SNA limits, TCP/IP limits, and communications trace service tool limits.

Table 5. General communications configuration limits

General communications configuration limits	Value
Maximum number of communications configuration objects that can be in a varied on state ¹	Approximately 100 000
Recommended maximum number of devices allocated to a communications subsystem	250 to 300
Maximum number of device descriptions for display devices per subsystem ²	Approximately 74 000

Table 5. General communications configuration limits (continued)


General communications configuration limits	Value
Maximum number of virtual devices that can be specified as automatically configured (QAUTOVRT system value)	32 500 or *NOMAX
Maximum communications/LAN hardware capabilities	See IBM eServer i5 and iSeries System Handbook. 
Note:	
<ol style="list-style-type: none"> 1. A maximum of 32 767 communications configuration objects can be varied online at IPL per communications arbiter system job (see QCMNARB system value). 2. Removing generic workstation types in workstation entries can help avoid this limit. For example, the *ALL workstation type allows the subsystem to allocate all of the valid workstations on the system. Note that WRKSTNTYP(*ALL) is the default for some IBM-supplied subsystem descriptions. 	

Table 6. SNA communication limits

SNA communication limits	Value
Maximum number of SNA controllers per LAN line plus the Network controller	256
Maximum number of SNA CDs across a frame relay network's NWI lines	256
Maximum number of lines per frame relay NWI	256
Maximum number of logical channels per X.25 line	256
Maximum number of controllers on SDLC multidrop lines	254
Maximum number of communication arbiters (maximum value of QCMNARB system value)	99
Maximum number of active sessions per APPC node	512
Maximum number of modes per APPC device (or APPN location) ¹	14
Maximum combined number of APPC devices (in any state) and APPN devices (in varied on state)	25 300
Maximum number of APPN intermediate sessions	9999
Maximum number of devices per APPC controller	254
Maximum number of switched lines per APPC controller	64
Maximum size of APPN local location list	476
Maximum size of APPN remote location list	1898
Maximum size of asynchronous network address list	294
Maximum size of asynchronous remote location list	32 000
Maximum size of retail pass-through list	450
Maximum size of SNA pass-through group	254
Note:	
<ol style="list-style-type: none"> 1. An APPN location refers to all the devices that have the same values for RMTLOCNAME, RMTNETID, and LCLLOCNAME. 	

Table 7. TCP/IP communication limits

TCP/IP communication limits	Value
Maximum number of interfaces per line	2048

Table 7. TCP/IP communication limits (continued)

TCP/IP communication limits	Value
Maximum number of interfaces per system	16 384
Maximum number of routes per system	65 535
Maximum number of ports for TCP	65 535
Maximum number of ports for UDP	65 535
Maximum TCP receive buffer size	8MB
Maximum TCP send buffer size	8MB
Maximum size of a transmission unit on an interface	16 388 bytes
Maximum number of TELNET server jobs	200
Maximum number of TELNET server sessions	Maximum number of virtual devices
Default maximum number of socket and file descriptors per job ¹	200
Maximum number of socket and file descriptors per job	2 500 000
Maximum number of socket descriptors on the system	Approximately 46 420 000
Maximum size of database files for FTP	1 terabyte
Maximum size of integrated file system files for FTP	Amount of storage
Maximum number of recipients for SMTP	14 000
Maximum number of simultaneous inbound connections for SMTP	Approximately 32 000 (1 connection per prestart job)
Maximum number of simultaneous outbound connections for SMTP	Approximately 32 000 (1 connection per prestart job plus 1 listening)
Maximum number of MX records handled by MX resolver (Client) for SMTP	80
Maximum document size for SMTP	2.1 gigabytes
Maximum number of active threads per HTTP server	9999
Maximum number of connections that can be displayed using WRKTCPSTS or NETSTAT commands	32 767
Maximum number of L2TP tunnels per system	200
Maximum number of calls per L2TP tunnel	200
Note:	
1. Default can be changed with DosSetRelMaxFH() - Change the Maximum Number of File Descriptors (see UNIX-Type APIs in the Information Center).	

Table 8. Communications trace service tool limits

Communications trace service tool limits	Value
Maximum amount of storage allocated for a single communications trace buffer	1 gigabyte
Maximum total amount of storage allocated for all communications trace buffers	4 gigabytes
Maximum number of active traces per multiline IOP on pre-V4R1 IOP hardware (limit is removed with new V4R1 IOP hardware)	2
Maximum record size when using the TRCTCPAPP trace tool for Host Server and DDM/DRDA Server	6000 bytes

Database and SQL limits

This topic provides links to system limit values that are related to database and SQL.

To view the limits for the Structured Query Language (SQL), see [SQL Limits](#). These limits include identifier length limits, numeric limits, string limits, datetime limits, datalink limits, and database manager limits.

To view the limits for database file sizes, see [Database file sizes](#). These limits include the number of bytes in a record, number of key fields in a file, number of physical file members in a logical file member, among others.

File system limits

This topic contains the values for the system limits that are related to file systems.

They include limits on the number of documents in a folder, the size of a document, and the size of a stream file, among others.

Table 9. File system limits

File system limits	Value
Maximum number of libraries in the system part of the library list	15
Maximum number of libraries in the user part of the library list ¹	250
Maximum number of objects in a library	Approximately 360 000
Maximum number of documents and folders (DLOs) in a user ASP	349 000
Maximum number of DLOs in a folder	65 510
Maximum size of a document	2 gigabytes - 1
Maximum cumulative number of objects across the "root" (/), QOpenSys, and user-defined file systems of ASPs 1 through 32	2 147 483 647
Maximum cumulative number of objects across the user-defined file systems for each Independent ASP	2 147 483 647
Maximum cumulative number of user-defined file systems in ASPs 1 through 32	2 147 483 647
Maximum number of user-defined files systems in an Independent ASP	Approximately 4000
Maximum number of directories in one *TYPE1 directory in the "root" (/), QOpenSys, or user-defined file systems	32 765
Maximum number of directories in one *TYPE2 directory in the "root" (/), QOpenSys, or user-defined file systems	999 998
Maximum number of *TYPE1 directory links for an object in the "root" (/), QOpenSys, or user-defined file systems	32 767
Maximum number of *TYPE2 directory links for an object in the "root" (/), QOpenSys, or user-defined file systems	1 000 000
Maximum size of a stream file	1 terabyte

Table 9. File system limits (continued)

File system limits	Value
Maximum file size that can be read or written using the iSeries Access File Server	4 gigabytes
Default maximum number of file and socket descriptors per job ²	200
Maximum number of file and socket descriptors per job	2 500 000
Maximums for directory levels, path names, and object attributes and links	See the File System Comparison topic in the Information Center.
Maximum number of files that the iSeries Access File Server can have open at one time ³	16 776 960
Maximum number of scan descriptors per job ⁴	Approximately 524 000
Notes: <ol style="list-style-type: none"> 1. There are compatibility considerations for application programs that retrieve library lists and are not prepared for the longer lists. For more details, see the V5R1 Memo to Users. 2. Default can be changed with DosSetRelMaxFH() - Change the Maximum Number of File Descriptors (see UNIX-Type APIs in the Information Center.) 3. This limit is cumulative across all File Server jobs (QPWFSxxxx and QZLSFILE jobs) on the system. Once a file is closed, it no longer counts toward the limit. Some applications that can be affected by this limit are iSeries Access, iSeries NetServer™, Network Station® boot up (which keeps over 200 files open, unless using Compact Flash Memory which only requires about 25 files) and applications, and the QFileSvr.400 file system. 4. For more information about scan descriptors, see Integrated File System Scan on Open Exit Program in the API topic. 	

Journal limits

This topic provides system limits for journals, such as the size of a journal receiver, the length of a single journal entry, and the maximum sequence number for journal entries.

Table 10. Journal limits

Journal limits	Value
Maximum size of a single journal receiver	Approximately 1 terabyte
Maximum length of a single journal entry (bytes)	4 000 000 000 bytes
Maximum length of a single journal entry that can be written using the Send Journal Entry (QJOSJRNE) API	15 761 440 bytes
Maximum sequence number for journal entries	18 446 744 073 709 551 600
Maximum number of objects that can be associated with one journal ¹	10 000 000
Maximum number of objects allowed on a single APYJRNCHG or RMVJRNCHG command	10 000 000
Maximum number of journal receivers allowed in a range of receivers on a journal command	1024
Maximum number of remote journal target systems for broadcast mode	255
Maximum number of active commitment definitions with object-level changes that can be processed concurrently by an APYJRNCHG or APYJRNCHGX command	1023

Table 10. Journal limits (continued)

Journal limits	Value
Note:	
1. This maximum includes objects whose changes are currently being journaled, and journal receivers that are associated with the journal. If the number of objects is larger than this maximum, journaling does not start.	

Save and restore limits

This topic contains the values for the system limits that are related to save and restore, such as limits for the size of a save file and the size of an object that can be saved.

Table 11. Save and restore limits

Save and restore limits	Value
Maximum number of related objects that can be saved in a single save operation ¹	Approximately 111 000
Maximum number of related objects that can be restored in a single restore operation ¹	Approximately 104 000
Maximum number of names in a save or restore command specifying which objects or libraries to include or exclude in the save or restore operation ²	300
Maximum number of concurrent save or restore operations	Limited only by available machine resources
Maximum size of an object that can be saved	Approximately 2 terabytes
Maximum size of a save file	Approximately 1 terabyte
Note:	
1. All database file objects in a library that are related to each other by dependent logical files are considered to be related objects. Starting in V5R4, all database files in a library that have referential constraints are considered to be related objects when using the save-while-active function.	
A database file object consists of one or more internal objects. A maximum of approximately 500 000 related internal objects can be saved in a single save operation. One internal object is saved for each database file object, along with the following additional internal objects:	
<ul style="list-style-type: none"> • If the physical file is not keyed, add 1 internal object per member. • If the physical file is keyed, add 2 internal objects per member. • If the physical file has unique or referential constraints, add 1 internal object per constraint. • If the physical file has triggers, add 1 internal object for the file. • If the physical or logical file has column level authorities, add 1 internal object for the file. • If you use ACCPTH(*YES) on the save command, add 1 internal object for each logical file in the save request. 	
2. Using generic names to specify groups of objects or libraries can help avoid this limit. For the LIB, OMITLIB and OMITOBJ parameters on save commands, you can use the Command User Space (CMDUSRSPC) parameter to raise the limit to 32 767 simple or generic names.	

Security limits

This topic contains the values for the system limits that are related to security, such as limits on the length of passwords and the number of user profiles on a system.

Table 12. Security limits

Security limits	Value
Maximum number of entries for a user profile ^{1, 2, 3}	10 000 000

Table 12. Security limits (continued)

Security limits	Value
Maximum number of objects that can be secured by an authorization list	2 097 070
Maximum number of private authorities to an authorization list ⁴	9 999 999
Maximum number of entries in a validation list	2 147 483
Maximum number of user profiles on a system	Approximately 340 000
Maximum length of a password	128
Maximum number of profile handles in a job	Approximately 20 000
Maximum number of profile tokens on the system	Approximately 2 000 000
Maximum amount of storage in the system and basic user ASPs, or in each Independent ASP, for permanent objects owned by a single user profile	8 terabytes
Notes:	
<ol style="list-style-type: none"> 1. A user profile contains four categories of entries: 1) every object owned by the profile, 2) every private authority the profile has to other objects, 3) every private authority to objects owned by this profile that other profiles have, and 4) every object for which this profile is the primary group. The sum of these categories equals the total number of entries for the profile. 2. The operating system maintains internal user profiles that own objects that are shared or cannot be assigned to a single individual user (for example, QDBSHR owns shared database objects such as database formats, access paths, and so on). These internal user profiles are subject to the same limits as any other user profile on the system. 3. Using authorization lists or group profiles reduces the number of private authorities and helps avoid this limit (see the Security topic in the Information Center). 4. Limit is due to the maximum number of entries allowed for the user profile that owns the authorization list (one less because a category 01 entry is used for the ownership of the authorization list). 	

Work management limits

This topic contains the values for the system limits that are related to work management, such as limits on the number of jobs on a system, the number of active subsystems, and the number of jobs in a subsystem.

Table 13. Work management and spool file limits

Work management and spool file limits	Value
Maximum number of jobs on the system	485 000
Maximum number of active subsystems	32 767
Maximum number of jobs in a subsystem	32 767
Maximum number of prestart jobs initially started when subsystem started	9999
Maximum amount of temporary auxiliary storage that can be specified for a job	2 terabytes or *NOMAX
Maximum number of active memory storage pools	64
Maximum number of spooled files per job	999 999
Maximum number of spooled files in the system and basic user ASPs	Approximately 2 610 000
Maximum number of spooled files in each Independent ASP	Approximately 5 000 000

Table 13. Work management and spool file limits (continued)

Work management and spool file limits	Value
Maximum number of records for a printer file	2 147 483 647
Maximum page number that can be displayed for a spooled file using the DSPSPLF command ¹	9999
Maximum page count that can be displayed for a spooled file using the WRKSPLE, WRKOUTQ, WRKJOB OPTION(*SPLF) commands ²	99 999
Maximum number of writers that can be active at the same time	approximately 43 600
Notes:	
1. If the page count exceeds 9999, then the display will still show page number 9999. The iSeries Navigator interface does not have this limitation and shows the correct page number.	
2. If the page count exceeds 99 999, then ++++++ will be displayed. The iSeries Navigator interface does not have this limitation and shows the correct page count.	

Miscellaneous limits

This topic provides values for other system limits, such as the number of basic disk pools, the size of a user space, and the size of a message queue.

Table 14. Miscellaneous limits



Miscellaneous limits	Value
Maximum system and I/O hardware configurations and capacities	See IBM eServer i5 and iSeries System Handbook. 
Maximum number of DASD arms per partition	2047
Minimum number of DASD arms required for acceptable performance.	See Disk Arm Considerations  in the Resource Library on the Performance Management web site.
Maximum number of connections to a disk unit in an Enterprise Storage Server [®]	8
Maximum combined number of DASD arms and redundant connections to disk units ¹	Approximately 2800
Maximum number of basic user ASPs	31
Maximum number of independent ASPs	223
Maximum number of logical partitions	See the Logical Partitions topic in the Information Center.
Maximum database size for Domino [™]	256 gigabytes
Maximum size of a user space ²	16 773 120 bytes
Maximum size of a user index ³	1 terabyte
Maximum size of a data queue or a user queue ⁴	2 gigabytes
Maximum size of a message queue ⁵	16 megabytes (approximately 75 000 messages)

Table 14. Miscellaneous limits (continued)

Miscellaneous limits	Value
Maximum number of new messages of any one message type on a message queue	Limited only by size of message queue
Maximum number of program messages that can be created in a job	4 294 967 293
Maximum number of records for each version of the history log	10 000 000
Maximum number of unique Volume IDs displayed/printed in Product Activity Log's Removable Media Lifetime Statistics for each Media Option	5000
Maximum number of input fields that can be specified for a display file	256
Maximum total size of concurrently used teraspace address ranges per job	Approximately 512 gigabytes
Range of user-defined double-byte characters that can be defined and maintained using the character generator utility (CGU) for Japanese	hexadecimal 6941 through 7FFE
<p>Notes:</p> <ol style="list-style-type: none"> 1. The maximum number of DASD arms per partition is limited to 2047. 2. Listed size is the maximum when the machine is allowed to choose the alignment. Absolute maximum size of a user space is 16 776 704 bytes. 3. To create a 1 terabyte capable user index when using the QUSCRTUI API, specify a value of "1" for the Index Size Option. Otherwise, the size limit will be 4 gigabytes. 4. The maximum size of a data queue that can be created through the data queue host server is 16 megabytes. 5. Message queue QSYSOPR is shipped with a message queue full action of *WRAP. When the message queue is full, the oldest informational and answered messages are removed from the message queue to allow space for new messages to be added. If the removing of the informational and answered messages does not provide enough space, then unanswered inquiry messages are removed until there is space to add the new message. The default reply is sent before an unanswered inquiry message is removed. For more information, see the MSGQFULL parameter on the CHGMSGQ command. 6. If the job has multiple threads, then the limit is the number of messages allowed in each thread. 	

Table 15. Interprocess Communication (IPC) limits

Interprocess Communication (IPC) limits	Value
Maximum number of Single UNIX® Specification message queues on the system	2 147 483 46
Maximum size of a Single UNIX Specification message queue	16 773 120 bytes
Maximum size of a single message on a Single UNIX Specification message queue	65 535 bytes
Maximum number of semaphore sets on the system	2 147 483 646
Maximum number of semaphores per semaphore set	65 535

Table 15. Interprocess Communication (IPC) limits (continued)


Interprocess Communication (IPC) limits	Value
Maximum number of shared memory segments on the system	2 147 483 646
Maximum size of a teraspace shared memory segment	4 294 967 295 bytes
Maximum size of a resizeable teraspace shared memory segment	268 435 456 bytes
Maximum size of a nonteraspace shared memory segment	16 776 704 bytes
Maximum size of a resizeable nonteraspace shared memory segment	16 773 120 bytes

Related information for Maximum capacities

This topic provides links to other information related to Maximum capacities.

IBM Redbooks™

Listed below are the product manuals and IBM Redbooks (in PDF format), Web sites, and Information Center topics that relate to the i5/OS Maximum Capacities topic. You can view or print any of the PDFs.

The redpaper, IBM e(logo)server iSeries Software Limits/Capability Statement  contains information regarding system limits for V5R2.

Web sites

- OS/400® Maximum Capacities
Use this web site to view information regarding system limits for V5R3.
- OS/400 Maximum Capacities
Use this web site to view information regarding system limits for V5R1, V4R5, V4R4, and V4R2.

Other information

To view more information about topics whose system limitations are discussed in i5/OS Maximum Capacities, see these topics in the iSeries Information Center:

- Clusters
- Getting started with iSeries communications
- Files and files systems
- Journal management
- Backup and recovery
- Security
- Work management

Saving PDF files

- To save a PDF on your workstation for viewing or printing:
1. Right-click the PDF in your browser (right-click the link above).
 2. Click the option that saves the PDF locally.
 3. Navigate to the directory in which you want to save the PDF.
 4. Click **Save**.

| **Downloading Adobe Reader**

- | You need Adobe Reader installed on your system to view or print these PDFs. You can download a free
- | copy from the Adobe Web site (www.adobe.com/products/acrobat/readstep.html).

Appendix. Notices

This information was developed for products and services offered in the U.S.A.

IBM may not offer the products, services, or features discussed in this document in other countries. Consult your local IBM representative for information on the products and services currently available in your area. Any reference to an IBM product, program, or service is not intended to state or imply that only that IBM product, program, or service may be used. Any functionally equivalent product, program, or service that does not infringe any IBM intellectual property right may be used instead. However, it is the user's responsibility to evaluate and verify the operation of any non-IBM product, program, or service.

IBM may have patents or pending patent applications covering subject matter described in this document. The furnishing of this document does not grant you any license to these patents. You can send license inquiries, in writing, to:

IBM Director of Licensing
IBM Corporation
North Castle Drive
Armonk, NY 10504-1785
U.S.A.

For license inquiries regarding double-byte (DBCS) information, contact the IBM Intellectual Property Department in your country or send inquiries, in writing, to:

IBM World Trade Asia Corporation
Licensing
2-31 Roppongi 3-chome, Minato-ku
Tokyo 106-0032, Japan

The following paragraph does not apply to the United Kingdom or any other country where such provisions are inconsistent with local law: INTERNATIONAL BUSINESS MACHINES CORPORATION PROVIDES THIS PUBLICATION "AS IS" WITHOUT WARRANTY OF ANY KIND, EITHER EXPRESS OR IMPLIED, INCLUDING, BUT NOT LIMITED TO, THE IMPLIED WARRANTIES OF NON-INFRINGEMENT, MERCHANTABILITY OR FITNESS FOR A PARTICULAR PURPOSE. Some states do not allow disclaimer of express or implied warranties in certain transactions, therefore, this statement may not apply to you.

This information could include technical inaccuracies or typographical errors. Changes are periodically made to the information herein; these changes will be incorporated in new editions of the publication. IBM may make improvements and/or changes in the product(s) and/or the program(s) described in this publication at any time without notice.

Any references in this information to non-IBM Web sites are provided for convenience only and do not in any manner serve as an endorsement of those Web sites. The materials at those Web sites are not part of the materials for this IBM product and use of those Web sites is at your own risk.

IBM may use or distribute any of the information you supply in any way it believes appropriate without incurring any obligation to you.

Licensees of this program who wish to have information about it for the purpose of enabling: (i) the exchange of information between independently created programs and other programs (including this one) and (ii) the mutual use of the information which has been exchanged, should contact:

IBM Corporation

| Software Interoperability Coordinator, Department YBWA
| 3605 Highway 52 N
| Rochester, MN 55901
| U.S.A.

| Such information may be available, subject to appropriate terms and conditions, including in some cases,
| payment of a fee.

| The licensed program described in this information and all licensed material available for it are provided
| by IBM under terms of the IBM Customer Agreement, IBM International Program License Agreement,
| IBM License Agreement for Machine Code, or any equivalent agreement between us.

Any performance data contained herein was determined in a controlled environment. Therefore, the results obtained in other operating environments may vary significantly. Some measurements may have been made on development-level systems and there is no guarantee that these measurements will be the same on generally available systems. Furthermore, some measurements may have been estimated through extrapolation. Actual results may vary. Users of this document should verify the applicable data for their specific environment.

Information concerning non-IBM products was obtained from the suppliers of those products, their published announcements or other publicly available sources. IBM has not tested those products and cannot confirm the accuracy of performance, compatibility or any other claims related to non-IBM products. Questions on the capabilities of non-IBM products should be addressed to the suppliers of those products.

All statements regarding IBM's future direction or intent are subject to change or withdrawal without notice, and represent goals and objectives only.

All IBM prices shown are IBM's suggested retail prices, are current and are subject to change without notice. Dealer prices may vary.

This information is for planning purposes only. The information herein is subject to change before the products described become available.

This information contains examples of data and reports used in daily business operations. To illustrate them as completely as possible, the examples include the names of individuals, companies, brands, and products. All of these names are fictitious and any similarity to the names and addresses used by an actual business enterprise is entirely coincidental.

COPYRIGHT LICENSE:

This information contains sample application programs in source language, which illustrate programming techniques on various operating platforms. You may copy, modify, and distribute these sample programs in any form without payment to IBM, for the purposes of developing, using, marketing or distributing application programs conforming to the application programming interface for the operating platform for which the sample programs are written. These examples have not been thoroughly tested under all conditions. IBM, therefore, cannot guarantee or imply reliability, serviceability, or function of these programs.

Each copy or any portion of these sample programs or any derivative work, must include a copyright notice as follows:

© (your company name) (year). Portions of this code are derived from IBM Corp. Sample Programs. © Copyright IBM Corp. _enter the year or years_. All rights reserved.

If you are viewing this information softcopy, the photographs and color illustrations may not appear.

Trademarks

The following terms are trademarks of International Business Machines Corporation in the United States, other countries, or both:

- | e(logo)server
- | eServer
- | i5/OS
- | IBM
- | IBM (logo)
- | iSeries

- | Intel, Intel Inside (logos), MMX, and Pentium are trademarks of Intel Corporation in the United States, other countries, or both.

Microsoft, Windows, Windows NT, and the Windows logo are trademarks of Microsoft Corporation in the United States, other countries, or both.

Java and all Java-based trademarks are trademarks of Sun Microsystems, Inc. in the United States, other countries, or both.

- | Linux is a trademark of Linus Torvalds in the United States, other countries, or both.

UNIX is a registered trademark of The Open Group in the United States and other countries.

Other company, product, and service names may be trademarks or service marks of others.

Terms and conditions for downloading and printing information

Permissions for the use of the information you have selected for download are granted subject to the following terms and conditions and your indication of acceptance thereof.

Personal Use: You may reproduce this information for your personal, noncommercial use provided that all proprietary notices are preserved. You may not distribute, display or make derivative works of this information, or any portion thereof, without the express consent of IBM.

Commercial Use: You may reproduce, distribute and display this information solely within your enterprise provided that all proprietary notices are preserved. You may not make derivative works of this information, or reproduce, distribute or display this information or any portion thereof outside your enterprise, without the express consent of IBM.

Except as expressly granted in this permission, no other permissions, licenses or rights are granted, either express or implied, to the information or any data, software or other intellectual property contained therein.

IBM reserves the right to withdraw the permissions granted herein whenever, in its discretion, the use of the information is detrimental to its interest or, as determined by IBM, the above instructions are not being properly followed.

You may not download, export or re-export this information except in full compliance with all applicable laws and regulations, including all United States export laws and regulations. IBM MAKES NO GUARANTEE ABOUT THE CONTENT OF THIS INFORMATION. THE INFORMATION IS PROVIDED "AS-IS" AND WITHOUT WARRANTY OF ANY KIND, EITHER EXPRESSED OR IMPLIED, INCLUDING BUT NOT LIMITED TO IMPLIED WARRANTIES OF MERCHANTABILITY, NON-INFRINGEMENT, AND FITNESS FOR A PARTICULAR PURPOSE.

All material copyrighted by IBM Corporation.

By downloading or printing information from this site, you have indicated your agreement with these terms and conditions.



Printed in USA